

NCAA DIVISION 3 NEW ENGLAND XC QUALIFIER

NOVEMBER 15, 2008

HOSTED BY WILLIAMS COLLEGE

MT GREYLOCK HIGH SCHOOL COURSE

WILLIAMSTOWN, MA

WOMEN'S RACE - 6000 METERS

RESULTS BY FINISH RIGHT TIMING

518-312-0886 WWW.FINISHRIGHT.COM

YEAR						
PLACE	PTS	NAME	PLACE	TEAM	TIME	PACE
1	1	Elise Tropiano	SR 1	Amherst	21:49.3	5:52
2	2	Lauren Philbrook	SR 2	Williams	22:28.9	6:02
3	3	Alexandra Krieg	SR 3	Middlebury	22:34.5	6:04
4	4	Stephanie McNamara	SO 1	Tufts	23:01.8	6:11
5	5	Ravenna Neville	JR 1	Wesleyan	23:02.6	6:11
6	6	Anne Monjar	SR 4	Bowdoin	23:05.9	6:12
7	7	Kerry Arouca	JR 2	Westfield State	23:06.3	6:12
8	8	Nora Youngs	SR 5	Smith	23:06.5	6:12
9	9	Elise Moody-Roberts	FR 1	Middlebury	23:08.9	6:13

10	10 Hannah Meier	SO 2 Middlebury	23:10.3 6:13
11	11 Liz Wheatley	SR 6 Wesleyan	23:10.7 6:14
12	12 Cassandra Knight	JR 3 Colby	23:11.7 6:14
13	13 Cate Brown	FR 2 Middlebury	23:12.2 6:14
14	14 Amy Wilfert	SO 3 Tufts	23:15.2 6:15
15	15 Bret Scofield	JR 4 Williams	23:21.6 6:16
16	16 Katrina Gravel	JR 5 Colby	23:24.0 6:17
17	17 Rachel Asher	SR 7 Williams	23:25.2 6:17
18	18 Meghan Shea	SO 4 Williams	23:25.6 6:17
19	19 Jacqui Wentz	JR 6 MIT	23:27.6 6:18
20	20 Andrea Bradshaw	SR 8 MIT	23:35.9 6:20
21	21 Cathryn Lariviere	SR 9 Emmanuel	23:36.6 6:20
22	22 Margo Cramer	FR 3 Middlebury	23:41.0 6:22
23	23 Emma Linhard	SO 5 Colby	23:42.0 6:22
24	24 Lauren Reddy	SR 10 Wheaton (Mass.)	23:43.0 6:22
25	25 Jill Sergi	SR 11 Conn College	23:44.5 6:23
26	26 Claire McIlvennie	FR 4 Middlebury	23:45.9 6:23
27	27 Rita Marcotte	JR 7 Keene State	23:48.1 6:24
28	28 Sophia Galleher	JR 8 Amherst	23:48.5 6:24
29	29 Maria Monks	JR 9 MIT	23:48.7 6:24
30	30 Robin Kuntz	SR 12 Williams	23:49.3 6:24
31	31 Elly Teitsworth	JR 10 Williams	23:49.5 6:24
32	32 Lacey Cartier	SO 6 Springfield	23:52.3 6:25

33	33	Jessica Clarke	JR 11	Williams	23:56.9	6:26
34	34	Amanda DiPaolo	JR 12	Springfield	23:58.2	6:26
35	35	Hannah Matthews	SO 7	Gordon	24:01.0	6:27
36	36	Courtney Martin	SR 13	Bowdoin	24:01.4	6:27
37	37	Jennifer Doyle	SR 14	MIT	24:02.7	6:27
38	38	Andrea Walsh	FR 5	Keene State	24:03.8	6:28
39	39	Allie Lemire	SR 15	Trinity	24:04.7	6:28
40	40	Anya Price	FR 6	Tufts	24:05.9	6:28
41	41	Marie Lemay	SO 8	Brandeis	24:08.0	6:29
42	42	Zandra Walton	SR 16	Amherst	24:14.1	6:31
43	43	Esther Kendall	JR 13	Bates	24:16.8	6:31
44	44	Amy Knoblock	SO 9	Keene State	24:24.2	6:33
45	45	Caitrin Herdic	SR 17	Conn College	24:24.6	6:33
46	46	Amanda Hauswirth	SO 10	Bridgewater St.	24:24.9	6:33
47	47	Elizabeth Rowley	SO 11	Bates	24:25.3	6:34
48	48	Christina Argueta	SO 12	Bowdoin	24:26.1	6:34
49	49	Lilian Calderwood	SR 18	Wheaton (Mass.)	24:26.7	6:34
50	50	Alexandria Alberto	SO 13	Bates	24:27.3	6:34
51	51	Hallie Schwab	SO 14	Amherst	24:28.2	6:34
52	52	Nicole Anderson	SR 19	Amherst	24:28.8	6:34
53	53	Christine Dzialo	JR 14	Smith	24:33.9	6:36
54	54	Chloe Bourne	SO 15	Bates	24:34.4	6:36
55	55	Marianne Mealey	SR 20	Westfield State	24:36.0	6:36

56	56 Anna Holt-Gosselin	SO 16	MIT	24:36.7	6:37
57	57 Jennifer MacDowell	SR 21	Colby	24:38.1	6:37
58	58 Alyssa Pisarik	FR 7	Brandeis	24:38.3	6:37
59	59 Kate Warwick	FR 8	Brandeis	24:39.7	6:37
60	60 Maggie Klein	SO 17	Castleton State	24:40.0	6:37
61	61 Melanie St. Pierre	FR 9	Maine-Farmington	24:40.1	6:37
62	62 Hannah Taska	SR 22	Colby	24:40.6	6:38
63	63 Gabby Cyr	SR 23	Southern Maine	24:40.9	6:38
64	64 Katherine Eve	FR 10	MIT	24:41.6	6:38
65	65 Grace Kerr	SO 18	Bowdoin	24:43.1	6:38
66	66 Lisa Picascia	JR 15	Tufts	24:43.4	6:38
67	67 Kerry Dermody	FR 11	Conn College	24:43.7	6:38
68	68 Nora McCall	SO 19	Colby	24:48.0	6:40
69	69 Anna Ackerman	FR 12	Bowdoin	24:49.2	6:40
70	70 Devan FitzPatrick	SR 24	Colby	24:53.0	6:41
71	71 Amanda Rawson	SR 25	Wheaton (Mass.)	24:54.1	6:41
72	72 Shannon McKenna	FR 13	Amherst	24:54.5	6:41
73	73 Elana Davidowitz	SO 20	Tufts	24:55.1	6:42
74	74 Abby Samuelson	JR 16	Bates	24:55.3	6:42
75	75 Charlotte Goff	SO 21	Lesley	24:55.6	6:42
76	76 Allie Goldstein	SR 26	Bates	24:56.4	6:42
77	77 Lindsey Schickner	SR 27	Bowdoin	24:57.0	6:42
78	78 Heather Pierce	FR 14	Keene State	24:57.4	6:42

79	79 Katherine Barton	JR 17	Trinity	24:59.1	6:43
80	80 Courtney Testa	FR 15	UMass Dartmouth	24:59.6	6:43
81	81 Anna Schindler	SR 28	Wesleyan	24:59.6	6:43
82	82 Michelle Mirti	FR 16	Springfield	24:59.9	6:43
83	83 Holly Jacobson	SO 22	Bowdoin	25:00.3	6:43
84	84 Hania Thomas-Adams	FR 17	Smith	25:01.9	6:43
85	85 Chelsea Ward-Waller	FR 18	Middlebury	25:09.7	6:45
86	86 Janice O'Brien	FR 19	MIT	25:10.5	6:46
87	87 Natalie Ferro	FR 20	Keene State	25:11.4	6:46
88	88 Ally Connolly	JR 18	Brandeis	25:15.3	6:47
89	89 Gwen English	SR 29	Coast Guard	25:16.1	6:47
90	90 Jess Partlow	FR 21	U. of New England	25:16.2	6:47
91	91 Melissa Lacey	SR 30	Conn College	25:16.7	6:47
92	92 Sarah Myrick	JR 19	Southern Maine	25:17.4	6:47
93	93 Emma Yourd	FR 22	Smith	25:17.7	6:48
94	94 Kristyn Meade	SR 31	Springfield	25:18.6	6:48
95	95 Kelsey Taylor	SO 23	Conn College	25:20.1	6:48
96	96 Meghan Woods	SR 32	WPI	25:20.3	6:48
97	97 Amy Damon	SR 33	Wellesley	25:21.0	6:48
98	98 Emily Bome	SR 34	Roger Williams	25:21.7	6:49
99	99 Tess Crain	FR 23	Wesleyan	25:22.9	6:49
100	100 Allison Brown	JR 20	Westfield State	25:25.5	6:50
101	101 Jessica Weng	SR 35	Wellesley	25:27.3	6:50

102	102	Tessa Knott	JR 21	Coast Guard	25:28.6	6:50
103	103	Jessica Levin	SO 24	Wesleyan	25:30.2	6:51
104	104	Hannah Sholder	SR 36	Wellesley	25:33.2	6:52
105	105	Cailey Stevens	FR 24	Wellesley	25:34.7	6:52
106	106	Faye McKenna	SO 25	Conn College	25:35.1	6:52
107	107	Carly Dion	SO 26	Southern Maine	25:35.4	6:52
108	108	Susan Thaxter	JR 22	Roger Williams	25:36.0	6:52
109	109	Katie Bash	JR 23	Bates	25:36.4	6:53
110	110	Beth Pisarik	JR 24	Brandeis	25:37.0	6:53
111	111	Gisselle Harrington	JR 25	Trinity	25:39.8	6:54
112	112	Erin Bisceglia	FR 25	Brandeis	25:40.8	6:54
113	113	Amy Hopkins	SR 37	Tufts	25:41.7	6:54
114	114	Kristin Peck	FR 26	Smith	25:42.5	6:54
115	115	Nicole Prokop	SR 38	Endicott	25:43.4	6:54
116	116	Aly Ludwig	SR 39	St. Joseph's (Me.)	25:45.5	6:55
117	117	Jessamyn Rising	SR 40	Mount Holyoke	25:47.1	6:55
118	118	Danielle Sargent	SR 41	Johnson & Wales	25:47.9	6:56
119	119	Emily Farley	JR 26	Maine-Farmington	25:49.5	6:56
120	120	Amy Holcombe	FR 27	Gordon	25:50.3	6:56
121	121	Lindsay Paiva	FR 28	Conn College	25:51.0	6:57
122	122	Becca Engell	SO 27	Mount Holyoke	25:51.9	6:57
123	123	Katie Gosling	JR 27	Wellesley	25:54.5	6:57
124	124	Uli Botzjorns	FR 29	Smith	25:57.9	6:58

125	125	Ashley Muller	JR 28	Wellesley	26:00.2	6:59
126	126	Megan Fish	SR 42	Roger Williams	26:01.9	6:59
127	127	Kimberly Nash	FR 30	Wheaton (Mass.)	26:03.9	7:00
128	128	Lindsey Smith	JR 29	U. of New England	26:06.6	7:01
129	129	Alyssa Donovan	JR 30	Roger Williams	26:06.6	7:01
130	130	Karina Johnson	SO 28	Eastern Conn. St.	26:09.6	7:01
131	131	Sarah Titus	FR 31	Keene State	26:10.3	7:02
132	132	Emily Weston	SR 43	Maine-Farmington	26:11.8	7:02
133	133	Erin Jaske	SO 29	Wheaton (Mass.)	26:13.0	7:02
134	134	Marissa Bonoto	FR 32	Westfield State	26:13.9	7:03
135	135	Michelle Black	FR 33	Babson	26:15.6	7:03
136	136	Bryn Kass	FR 34	Tufts	26:16.7	7:03
137	137	Alex Mustardo	FR 35	Springfield	26:16.8	7:03
138	138	Mary Casinghino	JR 31	St. Joseph's (Me.)	26:17.5	7:04
139	139	Beth Hegarty	JR 32	WPI	26:20.9	7:05
140	140	Lindsey Eby	FR 36	Springfield	26:22.5	7:05
141	141	Amanda Jacob	JR 33	Wesleyan	26:23.2	7:05
142	142	Anne Rocheleau	JR 34	WPI	26:23.6	7:05
143	143	alaina kiskaddon	SO 30	Coast Guard	26:25.6	7:06
144	144	Jessica Eidinger	SO 31	Bridgewater St.	26:27.0	7:06
145	145	Reagan Aylmer	FR 37	Trinity	26:27.5	7:06
146	146	Marissa Gray	SR 44	WPI	26:31.5	7:07
147	147	katie schumacher	FR 38	Coast Guard	26:32.5	7:08

148	148	Stacey Dybel	FR 39	UMass Dartmouth	26:34.2	7:08
149	149	Jillian Doyle	FR 40	Southern Maine	26:35.3	7:08
150	150	Rachel Scavera	FR 41	Wheaton (Mass.)	26:36.2	7:09
151	151	Jen Keating	SR 45	WPI	26:36.7	7:09
152	152	Kathleen Given	FR 42	Smith	26:37.1	7:09
153	153	Katie Murphy	SO 32	St. Joseph's (Me.)	26:37.6	7:09
154	154	Marlee Berg	SR 46	Westfield State	26:37.6	7:09
155	155	Amanda Charboneau	JR 35	Johnson & Wales	26:39.9	7:10
156	156	Nicole Sidropoulos	FR 43	U. of New England	26:41.6	7:10
157	157	Melissa Joyce	SR 47	Westfield State	26:42.4	7:10
158	158	Katelyn Page	FR 44	Fitchburg St.	26:43.3	7:11
159	159	Brittaney Plante	FR 45	Endicott	26:45.0	7:11
160	160	Megan O'Sadnick	SR 48	Wheaton (Mass.)	26:45.3	7:11
161	161	Jaclyn McElligott	SO 33	Norwich	26:45.8	7:11
162	162	Emily Follo	FR 46	Mount Holyoke	26:46.9	7:12
163	163	Rebeccah Chase	SO 34	Bridgewater St.	26:47.4	7:12
164	164	Marisa Fiore	SO 35	Salve Regina	26:47.7	7:12
165	165	Colin Fall	SO 36	Coast Guard	26:48.2	7:12
166	166	Lyn Plog	JR 36	Maine-Farmington	26:48.6	7:12
167	167	Alexandra Wessman	JR 37	Johnson & Wales	26:51.1	7:13
168	168	Sarah Loy	SR 49	Gordon	26:51.3	7:13
169	169	Stephanie Jarvis	SO 37	Fitchburg St.	26:51.6	7:13
170	170	Meghan McGraw	JR 38	Endicott	26:51.9	7:13

171	171	Katlin Mock	FR 47	Trinity	26:53.7	7:13
172	172	Emma Warner	SR 50	Gordon	26:56.8	7:14
173	173	Heather Peng	SR 51	Lesley	27:00.3	7:15
174		Rachel Perron	FR 48	Suffolk	27:01.6	7:15
175	174	Amanda Mullen	SO 38	Springfield	27:02.5	7:16
176	175	Jacqueline Towle	FR 49	RIC	27:08.8	7:17
177	176	Taylor Rosendale	FR 50	Salve Regina	27:09.1	7:17
178	177	Meaghan Champagne	SO 39	Maine-Farmington	27:10.1	7:18
179	178	Alissa Watson	FR 51	Gordon	27:11.5	7:18
180	179	Alex Raynor	SO 40	Southern Maine	27:12.2	7:18
181	180	Ashley DeBella	JR 39	St. Joseph (Conn.)	27:13.9	7:19
182	181	Tiffany Binette	SO 41	St. Joseph's (Me.)	27:16.0	7:19
183	182	Kelly Cameron	FR 52	Endicott	27:16.5	7:19
184		Rachael Sincebaugh	JR 40	Maine Maritime	27:18.3	7:20
185	183	Shannon Marden	JR 41	St. Joseph's (Me.)	27:18.9	7:20
186	184	Kaitlin Crowley	FR 53	Roger Williams	27:21.9	7:21
187	185	Sage Small	SO 42	Castleton State	27:22.3	7:21
188	186	Christine Gaspar	SR 52	Emmanuel	27:24.4	7:22
189	187	Migre Emily	FR 54	UMass Dartmouth	27:27.9	7:23
190	188	Charlotte Delorey	SR 53	Coast Guard	27:29.1	7:23
191	189	Dierdre Ginley	SO 43	UMass Dartmouth	27:30.7	7:23
192	190	Caroline Norton	FR 55	Salve Regina	27:32.5	7:24
193	191	Shawna Kennedy	SR 54	Salem State	27:32.7	7:24

194	192	Diana DeMont	FR 56	Bridgewater St.	27:33.0	7:24
195	193	Jasmine Cuevas	SO 44	Lesley	27:34.5	7:24
196	194	Cathryn Comptois	FR 57	Newbury	27:35.0	7:24
197	195	Jessica Bergeron	SO 45	U. of New England	27:35.6	7:25
198	196	Lindsey Brisson	SO 46	RIC	27:36.8	7:25
199	197	Kayla McKenna	SR 55	Lasell	27:38.0	7:25
200	198	Jackie Beers	SR 56	Western NE	27:39.1	7:26
201	199	Katelyn DeFrain	FR 58	Emmanuel	27:44.2	7:27
202	200	Alaina Harris	SO 47	Southern Maine	27:44.7	7:27
203	201	Alexis Cavanaugh	JR 42	Eastern Conn. St.	27:46.6	7:28
204	202	Elize McKelvey	FR 59	Lesley	27:48.3	7:28
205	203	Ashley Guimond	FR 60	RIC	27:48.6	7:28
206	204	Nicole Horvath	SO 48	Green Mountain	27:50.2	7:28
207	205	Jessica Carpenter	JR 43	UMass Dartmouth	27:51.0	7:29
208	206	Kiri-Lin MacGregor	SR 57	Mount Holyoke	27:51.5	7:29
209	207	Becky Cunningham	SO 49	Maine-Farmington	27:52.2	7:29
210	208	Taylor Krajewski	SO 50	Salem State	27:52.4	7:29
211	209	Megan Hoffsis	JR 44	Gordon	27:53.3	7:29
212	210	Jacqueline Collier	SR 58	Endicott	27:54.3	7:30
213	211	Angela Koontz	SO 51	Western NE	27:54.4	7:30
214	212	Noelle Bellefleur	FR 61	St. Joseph (Conn.)	27:55.6	7:30
215	213	Janeen Rahman	JR 45	Salem State	27:59.5	7:31
216	214	Jill Bigos	SR 59	Elms	28:02.1	7:32

217	215	Kristen Lang	JR 46	Babson	28:03.8	7:32
218	216	Sam Buechner	SO 52	Roger Williams	28:06.2	7:33
219	217	Melissa Harris	FR 62	Bridgewater St.	28:11.0	7:34
220	218	Heather Feeney	SO 53	RIC	28:11.1	7:34
221	219	Nicole Poirier	SO 54	RIC	28:11.9	7:34
222	220	Ariella Harrington	JR 47	Lasell	28:13.9	7:35
223	221	Ashlee Sams	FR 63	Johnson & Wales	28:19.0	7:36
224	222	Emma Angus	SO 55	Mount Holyoke	28:21.0	7:37
225	223	Devin Devost	SR 60	Salve Regina	28:22.4	7:37
226	224	Kaitlyn DiRenzo	SR 61	U. of New England	28:23.3	7:37
227	225	Kate Watson	SR 62	Wellesley	28:23.9	7:38
228	226	Kim Luu	JR 48	Babson	28:27.5	7:38
229	227	Kristina Roberts	SR 63	U. of New England	28:28.3	7:39
230	228	Lauren DiSessa	SR 64	Green Mountain	28:28.3	7:39
231	229	Xhirley Gonzalez	SO 56	Mass. Liberal Arts	28:38.0	7:41
232		Meredith Hoban	FR 64	Framingham St.	28:39.6	7:42
233	230	Stacey Rauen	SO 57	WPI	28:41.6	7:42
234	231	Amy Siebert	SO 58	Maine-Farmington	28:43.5	7:43
235		Colleen McNamara	SO 59	Johnson St.	28:46.1	7:43
236	232	Alaina Fillback	JR 49	Newbury	28:46.9	7:44
237	233	Patricia Montesque	FR 65	Emmanuel	28:47.8	7:44
238	234	Melissa Healy	SO 60	Eastern Conn. St.	28:49.0	7:44
239	235	Lindsay Tencza	FR 66	Western NE	28:49.0	7:44

240	236	Jennifer Fuller	FR 67	Salem State	28:49.1	7:44
241	237	Lauren Cosgrove	SO 61	Castleton State	28:49.6	7:44
242	238	Meghan Missett	FR 68	Lasell	28:50.0	7:45
243	239	Kerri Rooke	JR 50	Bridgewater St.	28:52.4	7:45
244	240	Elizabeth Ferguson	SR 65	Salve Regina	28:56.0	7:46
245	241	Cassie North	JR 51	U. of New England	28:57.4	7:47
246	242	Rachel Celiric	FR 69	Johnson & Wales	29:00.3	7:47
247		Nemesia Sorcar	SO 62	Johnson St.	29:02.5	7:48
248	243	Colleen O'Toole	SR 66	Salve Regina	29:05.6	7:49
249	244	Katie Desrosiers	SO 63	RIC	29:12.2	7:50
250	245	Amanda Driscoll	FR 70	Lasell	29:13.4	7:51
251	246	Justine Barlow	FR 71	RIC	29:18.4	7:52
252	247	Megan Oliveira	FR 72	UMass Dartmouth	29:21.0	7:53
253	248	Juliana Fernandes	JR 52	Roger Williams	29:22.2	7:53
254	249	Victoria Cole	SO 64	Emmanuel	29:23.1	7:53
255	250	Elissa Fiore	FR 73	Green Mountain	29:23.4	7:53
256	251	Louise Comerford	SO 65	Bridgewater St.	29:28.1	7:55
257	252	Alison Sullivan	SR 67	Babson	29:35.4	7:57
258	253	Emily Johnson	SO 66	Mass. Liberal Arts	29:37.2	7:57
259	254	Jackie Stuber	SR 68	Johnson & Wales	29:39.7	7:58
260	255	Meg Zehringer	SO 67	Coast Guard	29:40.9	7:58
261	256	Linda Fortunato	SO 68	Fitchburg St.	29:47.5	8:00
262	257	Sarah Banks	SR 69	St. Joseph's (Me.)	29:48.7	8:00

263	258	Jennifer Moore	FR 74	Salem State	29:49.8	8:01
264	259	Amy Samson	SR 70	Western NE	29:51.9	8:01
265	260	Krista Juliano	SO 69	Eastern Conn. St.	29:54.6	8:02
266		Joy Risko	JR 53	UMass Boston	29:56.6	8:02
267	261	Amanda Ericson	SO 70	Eastern Conn. St.	29:57.7	8:03
268	262	Danielle Chiarella	SR 71	Lasell	30:04.8	8:05
269	263	Tamara Becerra	SR 72	Johnson & Wales	30:09.7	8:06
270	264	Lisa Dias	FR 75	Fitchburg St.	30:12.6	8:07
271	265	Asnat Campeanu	JR 54	New England College	30:15.7	8:07
272	266	Kristina Gagnon	JR 55	Fitchburg St.	30:16.8	8:08
273	267	Stephanie Sluyter	JR 56	Mount Holyoke	30:17.2	8:08
274	268	Laura Ferraro	SR 73	Western NE	30:17.4	8:08
275	269	Rachel Federico	FR 76	Lesley	30:20.0	8:09
276	270	Sarah Chafe	SO 71	Lesley	30:22.8	8:09
277	271	Molly Hutchinson	JR 57	Castleton State	30:24.7	8:10
278	272	Christina Tobin	SR 74	Salve Regina	30:24.8	8:10
279	273	Caitlin Culver	FR 77	Mass. Liberal Arts	30:26.0	8:10
280		Jasmine Yuris	FR 78	Johnson St.	30:30.4	8:11
281	274	Rebecca Adikes	SO 72	Mount Holyoke	30:30.9	8:12
282		Anna Birdsall	JR 58	Suffolk	30:36.4	8:13
283	275	Lauren Darrah	SR 75	Lasell	30:37.5	8:13
284	276	Jessica Chisholm	SR 76	New England College	30:40.1	8:14
285	277	Carole Ferolito	FR 79	Newbury	30:41.5	8:14

286	278	Christina Meehan	SO 73	St. Joseph's (Me.)	30:42.6	8:15
287	279	Helen Coffield	SR 77	St. Joseph (Conn.)	30:44.9	8:15
288	280	Lindsey Erickson	FR 80	Green Mountain	30:51.2	8:17
289		Kendra Lapierre	SO 74	Curry	31:03.5	8:20
290	281	Wendy Glickenhause	FR 81	Babson	31:05.5	8:21
291	282	Nichole Downing	SR 78	Salem State	31:06.7	8:21
292	283	Emiley McCole	FR 82	Babson	31:07.6	8:21
293	284	Amber Ruscoe	SO 75	New England College	31:08.5	8:22
294		Michelle Korn	FR 83	Framingham St.	31:13.4	8:23
295	285	Maureen Kellett	SO 76	Emmanuel	31:26.3	8:26
296	286	Elise Huebner	SO 77	Lesley	31:26.7	8:27
297	287	Bridget Combes	FR 84	Green Mountain	31:30.7	8:28
298		Kacy Gillis	FR 85	Curry	31:37.4	8:29
299	288	Kerri-Leigh Palmer	SO 78	Newbury	31:40.1	8:30
300		Kimberly DeCosta	SO 79	Curry	31:52.9	8:34
301	289	Kerry Armstrong	FR 86	Mass. Liberal Arts	31:58.7	8:35
302	290	Rachel Wright	SO 80	Mass. Liberal Arts	32:04.5	8:37
303	291	Hollie Wilson	JR 59	New England College	32:10.4	8:38
304		Allison Wooler	JR 60	Framingham St.	32:11.1	8:38
305		Vivian Nassali	FR 87	UMass Boston	32:13.9	8:39
306	292	Julie Eccleston	FR 88	Gordon	32:21.9	8:41
307	293	Tori Knoss	FR 89	Green Mountain	32:25.7	8:42
308	294	Taryn Avery	SO 81	St. Joseph (Conn.)	32:38.0	8:46

309	295	April Poirier	SO 82	Western NE	32:42.0	8:47
310		Heather Stumpf	FR 90	Framingham St.	32:48.0	8:48
311	296	Amanda Koch	JR 61	Elms	32:51.0	8:49
312	297	Ashley Kulas	FR 91	St. Joseph (Conn.)	32:54.6	8:50
313	298	Caroline Kaminski	JR 62	St. Joseph (Conn.)	32:54.9	8:50
314	299	Sam Piragis	FR 92	Mass. Liberal Arts	33:23.3	8:58
315		Monica Pagliarulo	FR 93	Curry	33:46.7	9:04
316	300	Kayla Biggs	JR 63	Green Mountain	33:57.9	9:07
317	301	Colleen Burke	SO 83	Newbury	34:04.6	9:09
318	302	Joy Palmer	FR 94	Norwich	34:06.6	9:09
319	303	Becka Boisseau	FR 95	Elms	34:12.6	9:11
320	304	Heather Flavell	SR 79	Norwich	34:18.8	9:13
321	305	Bethany Forshaw	SO 84	New England College	34:50.1	9:21
322	306	Amber Bergeron	SO 85	Castleton State	35:11.9	9:27
323	307	Michelle Turro	JR 64	St. Joseph (Conn.)	35:25.6	9:31
324	308	Theresa Cote	SO 86	Salem State	35:41.9	9:35
325	309	Jessica Plourde	FR 96	Elms	35:54.3	9:38
326	310	Sarah Gardner	SO 87	Norwich	37:27.8	10:03
327	311	Desislava Slovova	SR 80	Norwich	37:55.3	10:11
328	312	Erica Cruz	FR 97	Elms	38:26.3	10:19
329		Alycia Brodeur	FR 98	Johnson St.	38:26.7	10:19
330	313	Jessica Katz	SO 88	Western NE	38:35.1	10:21

NCAA DIVISION 3 NEW ENGLAND XC QUALIFIER

NOVEMBER 15, 2008

HOSTED BY WILLIAMS COLLEGE

MT GREYLOCK HIGH SCHOOL COURSE

WILLIAMSTOWN, MA

WOMEN'S RACE - 6000 METERS

RESULTS BY FINISH RIGHT TIMING

518-312-0886 WWW.FINISHRIGHT.COM

TEAM SCORES

1. 57 Middlebury (23:09.4 115:46.9)

1	3	Alexandra Krieg	SR	22:34.5
2	9	Elise Moody-Roberts	FR	23:08.9
3	10	Hannah Meier	SO	23:10.3
4	13	Cate Brown	FR	23:12.2
5	22	Margo Cramer	FR	23:41.0

6 (26) Claire McIlvennie FR 23:45.9

7 (85) Chelsea Ward-Wallers FR 25:09.7

2. 82 Williams (23:18.2 116:30.6)

1 2 Lauren Philbrook SR 22:28.9

2 15 Bret Scofield JR 23:21.6

3 17 Rachel Asher SR 23:25.2

4 18 Meghan Shea SO 23:25.6

5 30 Robin Kuntz SR 23:49.3

6 (31) Elly Teitsworth JR 23:49.5

7 (33) Jessica Clarke JR 23:56.9

3. 161 MIT (23:54.4 119:31.6)

1 19 Jacqui Wentz JR 23:27.6

2 20 Andrea Bradshaw SR 23:35.9

3 29 Maria Monks JR 23:48.7

4 37 Jennifer Doyle SR 24:02.7

5 56 Anna Holt-Gosselin SO 24:36.7

6 (64) Katherine Eve FR 24:41.6

7 (86) Janice O'Brien FR 25:10.5

4. 170 Colby (23:55.3 119:36.4)

- 1 12 Cassandra Knight JR 23:11.7
- 2 16 Katrina Gravel JR 23:24.0
- 3 23 Emma Linhard SO 23:42.0
- 4 57 Jennifer MacDowell SR 24:38.1
- 5 62 Hannah Taska SR 24:40.6
- 6 (68) Nora McCall SO 24:48.0
- 7 (70) Devan FitzPatrick SR 24:53.0

5. 174 Amherst (23:45.8 118:48.9)

- 1 1 Elise Tropiano SR 21:49.3
- 2 28 Sophia Galleher JR 23:48.5
- 3 42 Zandra Walton SR 24:14.1
- 4 51 Hallie Schwab SO 24:28.2
- 5 52 Nicole Anderson SR 24:28.8
- 6 (72) Shannon McKenna FR 24:54.5

6. 197 Tufts (24:00.3 120:01.4)

- 1 4 Stephanie McNamara SO 23:01.8
- 2 14 Amy Wilfert SO 23:15.2

- 3 40 Anya Price FR 24:05.9
- 4 66 Lisa Picascia JR 24:43.4
- 5 73 Elana Davidowitz SO 24:55.1
- 6 (113) Amy Hopkins SR 25:41.7
- 7 (136) Bryn Kass FR 26:16.7

7. 224 Bowdoin (24:13.2 121:05.7)

- 1 6 Anne Monjar SR 23:05.9
- 2 36 Courtney Martin SR 24:01.4
- 3 48 Christina Argueta SO 24:26.1
- 4 65 Grace Kerr SO 24:43.1
- 5 69 Anna Ackerman FR 24:49.2
- 6 (77) Lindsey Schickner SR 24:57.0
- 7 (83) Holly Jacobson SO 25:00.3

8. 268 Bates (24:31.9 122:39.1)

- 1 43 Esther Kendall JR 24:16.8
- 2 47 Elizabeth Rowley SO 24:25.3
- 3 50 Alexandria Alberto SO 24:27.3
- 4 54 Chloe Bourne SO 24:34.4
- 5 74 Abby Samuelson JR 24:55.3

6 (76) Allie Goldstein SR 24:56.4

7 (109) Katie Bash JR 25:36.4

9. 274 Keene State (24:29.0 122:24.9)

1 27 Rita Marcotte JR 23:48.1

2 38 Andrea Walsh FR 24:03.8

3 44 Amy Knoblock SO 24:24.2

4 78 Heather Pierce FR 24:57.4

5 87 Natalie Ferro FR 25:11.4

6 (131) Sarah Titus FR 26:10.3

10. 299 Wesleyan (24:25.2 122:06.0)

1 5 Ravenna Neville JR 23:02.6

2 11 Liz Wheatley SR 23:10.7

3 81 Anna Schindler SR 24:59.6

4 99 Tess Crain FR 25:22.9

5 103 Jessica Levin SO 25:30.2

6 (141) Amanda Jacob JR 26:23.2

11. 323 Conn College (24:42.0 123:29.6)

- 1 25 Jill Sergi SR 23:44.5
- 2 45 Caitrin Herdic SR 24:24.6
- 3 67 Kerry Dermody FR 24:43.7
- 4 91 Melissa Lacey SR 25:16.7
- 5 95 Kelsey Taylor SO 25:20.1
- 6 (106) Faye McKenna SO 25:35.1
- 7 (121) Lindsay Paiva FR 25:51.0

12. 352 Smith (24:44.5 123:42.5)

- 1 8 Nora Youngs SR 23:06.5
- 2 53 Christine Dzialo JR 24:33.9
- 3 84 Hania Thomas-Adams FR 25:01.9
- 4 93 Emma Yourd FR 25:17.7
- 5 114 Kristin Peck FR 25:42.5
- 6 (124) Uli Botzjorns FR 25:57.9
- 7 (152) Kathleen Given FR 26:37.1

13. 356 Brandeis (24:51.7 124:18.3)

- 1 41 Marie Lemay SO 24:08.0
- 2 58 Alyssa Pisarik FR 24:38.3
- 3 59 Kate Warwick FR 24:39.7

- 4 88 Ally Connolly JR 25:15.3
- 5 110 Beth Pisarik JR 25:37.0
- 6 (112) Erin Bisceglia FR 25:40.8

14. 379 Springfield (24:53.2 124:25.8)

- 1 32 Lacey Cartier SO 23:52.3
- 2 34 Amanda DiPaolo JR 23:58.2
- 3 82 Michelle Mirti FR 24:59.9
- 4 94 Kristyn Meade SR 25:18.6
- 5 137 Alex Mustardo FR 26:16.8
- 6 (140) Lindsey Eby FR 26:22.5
- 7 (174) Amanda Mullen SO 27:02.5

15. 404 Wheaton (Mass.) (25:04.2 125:20.7)

- 1 24 Lauren Reddy SR 23:43.0
- 2 49 Lilian Calderwood SR 24:26.7
- 3 71 Amanda Rawson SR 24:54.1
- 4 127 Kimberly Nash FR 26:03.9
- 5 133 Erin Jaske SO 26:13.0
- 6 (150) Rachel Scavera FR 26:36.2
- 7 (160) Megan O'Sadnick SR 26:45.3

16. 450 Westfield State (25:11.9 125:59.3)

- 1 7 Kerry Arouca JR 23:06.3
- 2 55 Marianne Mealey SR 24:36.0
- 3 100 Allison Brown JR 25:25.5
- 4 134 Marissa Bonoto FR 26:13.9
- 5 154 Marlee Berg SR 26:37.6
- 6 (157) Melissa Joyce SR 26:42.4

17. 530 Wellesley (25:34.2 127:50.7)


- 1 97 Amy Damon SR 25:21.0
- 2 101 Jessica Weng SR 25:27.3
- 3 104 Hannah Sholder SR 25:33.2
- 4 105 Cailey Stevens FR 25:34.7
- 5 123 Katie Gosling JR 25:54.5
- 6 (125) Ashley Muller JR 26:00.2
- 7 (225) Kate Watson SR 28:23.9

18. 545 Trinity (25:37.0 128:04.8)

- 1 39 Allie Lemire SR 24:04.7


- 2 79 Katherine Barton JR 24:59.1
- 3 111 Gisselle Harrington JR 25:39.8
- 4 145 Reagan Aylmer FR 26:27.5
- 5 171 Katlin Mock FR 26:53.7

19. 590 Southern Maine (25:52.3 129:21.2)



- 1 63 Gabby Cyr SR 24:40.9
- 2 92 Sarah Myrick JR 25:17.4
- 3 107 Carly Dion SO 25:35.4
- 4 149 Jillian Doyle FR 26:35.3
- 5 179 Alex Raynor SO 27:12.2
- 6 (200) Alaina Harris SO 27:44.7

20. 645 Roger Williams (26:05.7 130:28.1)



- 1 98 Emily Bome SR 25:21.7
- 2 108 Susan Thaxter JR 25:36.0
- 3 126 Megan Fish SR 26:01.9
- 4 129 Alyssa Donovan JR 26:06.6
- 5 184 Kaitlin Crowley FR 27:21.9
- 6 (216) Sam Buechner SO 28:06.2
- 7 (248) Juliana Fernandes JR 29:22.2

21. 646 Coast Guard (26:06.2 130:31.0)

- 1 89 Gwen English SR 25:16.1
- 2 102 Tessa Knott JR 25:28.6
- 3 143 alaina kiskaddon SO 26:25.6
- 4 147 katie schumacher FR 26:32.5
- 5 165 Colin Fall SO 26:48.2
- 6 (188) Charlotte Delorey SR 27:29.1
- 7 (255) Meg Zehringer SO 29:40.9

22. 655 Maine-Farmington (26:08.1 130:40.1)

- 1 61 Melanie St. Pierre FR 24:40.1
- 2 119 Emily Farley JR 25:49.5
- 3 132 Emily Weston SR 26:11.8
- 4 166 Lyn Plog JR 26:48.6
- 5 177 Meaghan Champagne SO 27:10.1
- 6 (207) Becky Cunningham SO 27:52.2
- 7 (231) Amy Siebert SO 28:43.5

23. 673 Gordon (26:10.2 130:50.9)

- 1 35 Hannah Matthews SO 24:01.0
- 2 120 Amy Holcombe FR 25:50.3
- 3 168 Sarah Loy SR 26:51.3
- 4 172 Emma Warner SR 26:56.8
- 5 178 Alissa Watson FR 27:11.5
- 6 (209) Megan Hoffsis JR 27:53.3
- 7 (292) Julie Eccleston FR 32:21.9

24. 674 WPI (26:14.6 131:13.0)

- 1 96 Meghan Woods SR 25:20.3
- 2 139 Beth Hegarty JR 26:20.9
- 3 142 Anne Rocheleau JR 26:23.6
- 4 146 Marissa Gray SR 26:31.5
- 5 151 Jen Keating SR 26:36.7
- 6 (230) Stacey Rauen SO 28:41.6

25. 762 Bridgewater St. (26:40.7 133:23.3)

- 1 46 Amanda Hauswirth SO 24:24.9
- 2 144 Jessica Eidinger SO 26:27.0
- 3 163 Rebeccah Chase SO 26:47.4
- 4 192 Diana DeMont FR 27:33.0

- 5 217 Melissa Harris FR 28:11.0
- 6 (239) Kerri Rooke JR 28:52.4
- 7 (251) Louise Comerford SO 29:28.1

26. 771 St. Joseph's (Me.) (26:39.1 133:15.5)

- 1 116 Aly Ludwig SR 25:45.5
- 2 138 Mary Casinghino JR 26:17.5
- 3 153 Katie Murphy SO 26:37.6
- 4 181 Tiffany Binette SO 27:16.0
- 5 183 Shannon Marden JR 27:18.9
- 6 (257) Sarah Banks SR 29:48.7
- 7 (278) Christina Meehan SO 30:42.6

27. 793 U. of New England (26:48.7 134:03.3)

- 1 90 Jess Partlow FR 25:16.2
- 2 128 Lindsey Smith JR 26:06.6
- 3 156 Nicole Sidropoulos FR 26:41.6
- 4 195 Jessica Bergeron SO 27:35.6
- 5 224 Kaitlyn DiRenzo SR 28:23.3
- 6 (227) Kristina Roberts SR 28:28.3
- 7 (241) Cassie North JR 28:57.4

28. 809 UMass Dartmouth (26:52.7 134:23.4)

- 1 80 Courtney Testa FR 24:59.6
- 2 148 Stacey Dybel FR 26:34.2
- 3 187 Migre Emily FR 27:27.9
- 4 189 Dierdre Ginley SO 27:30.7
- 5 205 Jessica Carpenter JR 27:51.0
- 6 (247) Megan Oliveira FR 29:21.0

29. 829 Mount Holyoke (26:55.7 134:38.4)

- 1 117 Jessamyn Rising SR 25:47.1
- 2 122 Becca Engell SO 25:51.9
- 3 162 Emily Follo FR 26:46.9
- 4 206 Kiri-Lin MacGregor SR 27:51.5
- 5 222 Emma Angus SO 28:21.0
- 6 (267) Stephanie Sluyter JR 30:17.2
- 7 (274) Rebecca Adikes SO 30:30.9

30. 836 Endicott (26:54.3 134:31.1)

- 1 115 Nicole Prokop SR 25:43.4

- 2 159 Brittaney Plante FR 26:45.0
- 3 170 Meghan McGraw JR 26:51.9
- 4 182 Kelly Cameron FR 27:16.5
- 5 210 Jacqueline Collier SR 27:54.3

31. 888 Emmanuel (27:23.3 136:56.1)

- 1 21 Cathryn Lariviere SR 23:36.6
- 2 186 Christine Gaspar SR 27:24.4
- 3 199 Katelyn DeFrain FR 27:44.2
- 4 233 Patricia Montesque FR 28:47.8
- 5 249 Victoria Cole SO 29:23.1
- 6 (285) Maureen Kellett SO 31:26.3

32. 903 Johnson & Wales (27:19.7 136:38.2)

- 1 118 Danielle Sargent SR 25:47.9
- 2 155 Amanda Charboneau JR 26:39.9
- 3 167 Alexandra Wessman JR 26:51.1
- 4 221 Ashlee Sams FR 28:19.0
- 5 242 Rachel Celiric FR 29:00.3
- 6 (254) Jackie Stuber SR 29:39.7
- 7 (263) Tamara Becerra SR 30:09.7

33. 912 Lesley (27:31.8 137:38.7)

- 1 75 Charlotte Goff SO 24:55.6
- 2 173 Heather Peng SR 27:00.3
- 3 193 Jasmine Cuevas SO 27:34.5
- 4 202 Elize McKelvey FR 27:48.3
- 5 269 Rachel Federico FR 30:20.0
- 6 (270) Sarah Chafe SO 30:22.8
- 7 (286) Elise Huebner SO 31:26.7

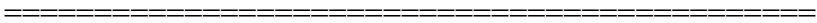
34. 993 Salve Regina (27:45.6 138:47.7)

- 1 164 Marisa Fiore SO 26:47.7
- 2 176 Taylor Rosendale FR 27:09.1
- 3 190 Caroline Norton FR 27:32.5
- 4 223 Devin Devost SR 28:22.4
- 5 240 Elizabeth Ferguson SR 28:56.0
- 6 (243) Colleen O'Toole SR 29:05.6
- 7 (272) Christina Tobin SR 30:24.8

35. 1011 RIC (27:47.5 138:57.2)

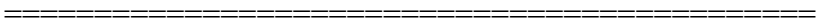
- 1 175 Jacqueline Towle FR 27:08.8
- 2 196 Lindsey Brisson SO 27:36.8
- 3 203 Ashley Guimond FR 27:48.6
- 4 218 Heather Feeney SO 28:11.1
- 5 219 Nicole Poirier SO 28:11.9
- 6 (244) Katie Desrosiers SO 29:12.2
- 7 (246) Justine Barlow FR 29:18.4

36. 1059 Castleton State (29:17.7 146:28.5)



- 1 60 Maggie Klein SO 24:40.0
- 2 185 Sage Small SO 27:22.3
- 3 237 Lauren Cosgrove SO 28:49.6
- 4 271 Molly Hutchinson JR 30:24.7
- 5 306 Amber Bergeron SO 35:11.9

37. 1086 Eastern Conn. St. (28:31.5 142:37.5)



- 1 130 Karina Johnson SO 26:09.6
- 2 201 Alexis Cavanaugh JR 27:46.6
- 3 234 Melissa Healy SO 28:49.0
- 4 260 Krista Juliano SO 29:54.6
- 5 261 Amanda Ericson SO 29:57.7

38. 1106 Salem State (28:24.7 142:03.5)

1 191 Shawna Kennedy SR 27:32.7

2 208 Taylor Krajewski SO 27:52.4

3 213 Janeen Rahman JR 27:59.5

4 236 Jennifer Fuller FR 28:49.1

5 258 Jennifer Moore FR 29:49.8

6 (282) Nichole Downing SR 31:06.7

7 (308) Theresa Cote SO 35:41.9

39. 1109 Babson (28:41.6 143:27.8)

1 135 Michelle Black FR 26:15.6

2 215 Kristen Lang JR 28:03.8

3 226 Kim Luu JR 28:27.5

4 252 Alison Sullivan SR 29:35.4

5 281 Wendy Glickenhouse FR 31:05.5

6 (283) Emiley McCole FR 31:07.6

40. 1113 Fitchburg St. (28:46.4 143:51.8)

1 158 Katelyn Page FR 26:43.3

- 2 169 Stephanie Jarvis SO 26:51.6
- 3 256 Linda Fortunato SO 29:47.5
- 4 264 Lisa Dias FR 30:12.6
- 5 266 Kristina Gagnon JR 30:16.8

41. 1162 Lasell (28:48.1 144:00.1)

- 1 197 Kayla McKenna SR 27:38.0
- 2 220 Ariella Harrington JR 28:13.9
- 3 238 Meghan Missett FR 28:50.0
- 4 245 Amanda Driscoll FR 29:13.4
- 5 262 Danielle Chiarella SR 30:04.8
- 6 (275) Lauren Darrah SR 30:37.5

42. 1171 Western NE (28:54.4 144:31.8)

- 1 198 Jackie Beers SR 27:39.1
- 2 211 Angela Koontz SO 27:54.4
- 3 235 Lindsay Tencza FR 28:49.0
- 4 259 Amy Samson SR 29:51.9
- 5 268 Laura Ferraro SR 30:17.4
- 6 (295) April Poirier SO 32:42.0
- 7 (313) Jessica Katz SO 38:35.1

43. 1249 Green Mountain (29:36.8 148:03.8)

- 1 204 Nicole Horvath SO 27:50.2
- 2 228 Lauren DiSessa SR 28:28.3
- 3 250 Elissa Fiore FR 29:23.4
- 4 280 Lindsey Erickson FR 30:51.2
- 5 287 Bridget Combes FR 31:30.7
- 6 (293) Tori Knoss FR 32:25.7
- 7 (300) Kayla Biggs JR 33:57.9

44. 1262 St. Joseph (Conn.) (30:17.4 151:27.0)

- 1 180 Ashley DeBella JR 27:13.9
- 2 212 Noelle Bellefleur FR 27:55.6
- 3 279 Helen Coffield SR 30:44.9
- 4 294 Taryn Avery SO 32:38.0
- 5 297 Ashley Kulas FR 32:54.6
- 6 (298) Caroline Kaminski JR 32:54.9
- 7 (307) Michelle Turro JR 35:25.6

45. 1292 Newbury (30:33.7 152:48.1)

- 1 194 Cathryn Comptois FR 27:35.0
- 2 232 Alaina Fillback JR 28:46.9
- 3 277 Carole Ferolito FR 30:41.5
- 4 288 Kerri-Leigh Palmer SO 31:40.1
- 5 301 Colleen Burke SO 34:04.6

46. 1334 Mass. Liberal Arts (30:32.9 152:44.4)

- 1 229 Xhirley Gonzalez SO 28:38.0
- 2 253 Emily Johnson SO 29:37.2
- 3 273 Caitlin Culver FR 30:26.0
- 4 289 Kerry Armstrong FR 31:58.7
- 5 290 Rachel Wright SO 32:04.5
- 6 (299) Sam Piragis FR 33:23.3

47. 1388 Norwich (34:06.9 170:34.3)

- 1 161 Jaclyn McElligott SO 26:45.8
- 2 302 Joy Palmer FR 34:06.6
- 3 304 Heather Flavell SR 34:18.8
- 4 310 Sarah Gardner SO 37:27.8
- 5 311 Desislava Slovova SR 37:55.3

48. 1421 New England College (31:49.0 159:04.8)

- 1 265 Asnat Campeanu JR 30:15.7
- 2 276 Jessica Chisholm SR 30:40.1
- 3 284 Amber Ruscoe SO 31:08.5
- 4 291 Hollie Wilson JR 32:10.4
- 5 305 Bethany Forshaw SO 34:50.1

49. 1434 Elms (33:53.3 169:26.3)

- 1 214 Jill Bigos SR 28:02.1
- 2 296 Amanda Koch JR 32:51.0
- 3 303 Becka Boisseau FR 34:12.6
- 4 309 Jessica Plourde FR 35:54.3
- 5 312 Erica Cruz FR 38:26.3

Incomplete Teams:

Suffolk

Rachel Perron FR , Anna Birdsall JR

Maine Maritime

Rachael Sincebaugh JR

Framingham St.

Meredith Hoban FR , Michelle Korn FR , Allison Wooler JR , Heather Stumpf FR

Johnson St.

Colleen McNamara SO , Nemesia Sorcar SO , Jasmine Yuris FR , Alycia Brodeur
FR

UMass Boston

Joy Risko JR , Vivian Nassali FR

Curry

Kendra Lapierre SO , Kacy Gillis FR , Kimberly DeCosta SO , Monica Pagliarulo
FR